

Write your name here

Surname

Other names

Pearson Edexcel
International
Advanced Level

Centre Number

--	--	--	--	--	--

Candidate Number

--	--	--	--	--	--

Core Mathematics C12

Advanced Subsidiary

Wednesday 25 May 2016 – Morning

Time: 2 hours 30 minutes

Paper Reference

WMA01/01**You must have:**

Mathematical Formulae and Statistical Tables (Blue)

Total Marks

--

Candidates may use any calculator allowed by the regulations of the Joint Council for Qualifications. Calculators must not have the facility for symbolic algebra manipulation, differentiation and integration, or have retrievable mathematical formulae stored in them.

Instructions

- Use **black** ink or ball-point pen.
- If pencil is used for diagrams/sketches/graphs it must be dark (HB or B). Coloured pencils and highlighter pens must not be used.
- **Fill in the boxes** at the top of this page with your name, centre number and candidate number.
- Answer **all** questions and ensure that your answers to parts of questions are clearly labelled.
- Answer the questions in the spaces provided – *there may be more space than you need.*
- You should show sufficient working to make your methods clear. Answers without working may not gain full credit.
- When a calculator is used, the answer should be given to an appropriate degree of accuracy.

Information

- The total mark for this paper is 125.
- The marks for **each** question are shown in brackets – *use this as a guide as to how much time to spend on each question.*

Advice

- Read each question carefully before you start to answer it.
- Try to answer every question.
- Check your answers if you have time at the end.

Turn over ►

P46713RA

©2016 Pearson Education Ltd.

1/1/1/1/1/1/1/1/



P 4 6 7 1 3 R A 0 1 5 2

PEARSON

Leave blank

4.

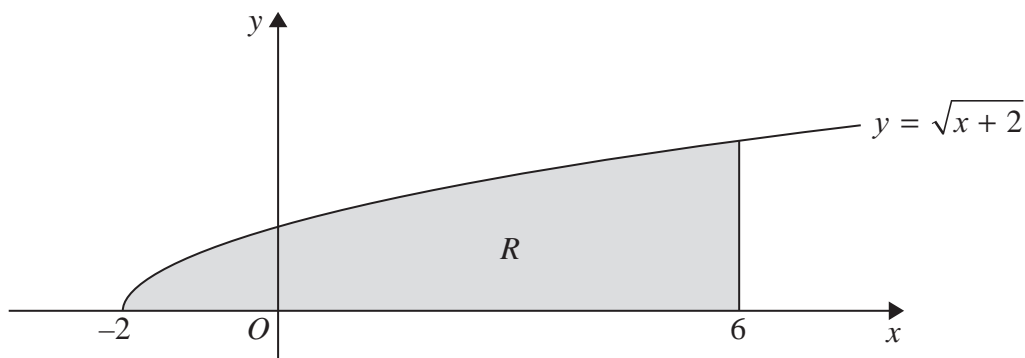


Figure 1

Figure 1 shows a sketch of part of the curve with equation $y = \sqrt{x + 2}$, $x \geq -2$

The finite region R , shown shaded in Figure 1, is bounded by the curve, the x -axis and the line $x = 6$

The table below shows corresponding values of x and y for $y = \sqrt{x + 2}$

x	-2	0	2	4	6
y	0	1.4142	2		2.8284

- (a) Complete the table above, giving the missing value of y to 4 decimal places. (1)
- (b) Use the trapezium rule, with all of the values of y in the completed table, to find an approximate value for the area of R , giving your answer to 3 decimal places. (3)

Use your answer to part (b) to find approximate values of

- (c) (i) $\int_{-2}^6 \frac{\sqrt{x+2}}{2} dx$
- (ii) $\int_{-2}^6 (2 + \sqrt{x+2}) dx$ (4)

DO NOT WRITE IN THIS AREA

DO NOT WRITE IN THIS AREA

DO NOT WRITE IN THIS AREA



Leave blank

7.

$f(x) = 3x^3 + ax^2 + bx - 10$, where a and b are constants.

Given that $(x - 2)$ is a factor of $f(x)$,

(a) use the factor theorem to show that $2a + b = -7$ (2)

Given also that when $f(x)$ is divided by $(x + 1)$ the remainder is -36

(b) find the value of a and the value of b . (4)

$f(x)$ can be written in the form

$f(x) = (x - 2)Q(x)$, where $Q(x)$ is a quadratic function.

(c) (i) Find $Q(x)$.

(ii) Prove that the equation $f(x) = 0$ has only one real root.

You must justify your answer and show all your working. (4)

Horizontal lines for student work.

DO NOT WRITE IN THIS AREA

DO NOT WRITE IN THIS AREA

DO NOT WRITE IN THIS AREA



Leave
blank

10. The curve C has equation $y = \sin\left(x + \frac{\pi}{4}\right)$, $0 \leq x \leq 2\pi$

(a) On the axes below, sketch the curve C .

(2)

(b) Write down the exact coordinates of all the points at which the curve C meets or intersects the x -axis and the y -axis.

(3)

(c) Solve, for $0 \leq x \leq 2\pi$, the equation

$$\sin\left(x + \frac{\pi}{4}\right) = \frac{\sqrt{3}}{2}$$

giving your answers in the form $k\pi$, where k is a rational number.

(4)



DO NOT WRITE IN THIS AREA

DO NOT WRITE IN THIS AREA

DO NOT WRITE IN THIS AREA



Leave blank

11.

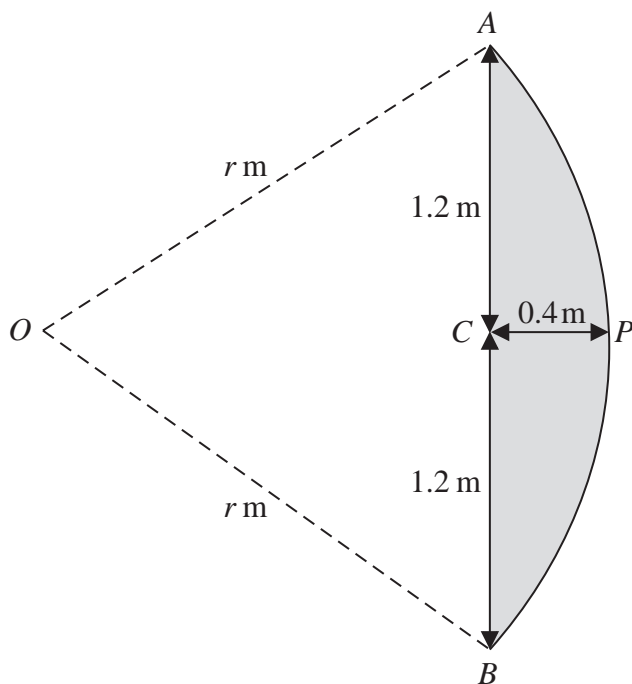


Diagram not drawn to scale

Figure 2

Figure 2 shows the design for a sail $APBCA$.

The curved edge APB of the sail is an arc of a circle centre O and radius r m.

The straight edge ACB is a chord of the circle.

The height AB of the sail is 2.4 m.

The maximum width CP of the sail is 0.4 m.

- (a) Show that $r = 2$ (2)
- (b) Show, to 4 decimal places, that angle $AOB = 1.2870$ radians. (2)
- (c) Hence calculate the area of the sail, giving your answer, in m^2 , to 3 decimal places. (4)

DO NOT WRITE IN THIS AREA

DO NOT WRITE IN THIS AREA

DO NOT WRITE IN THIS AREA



Leave blank

14.

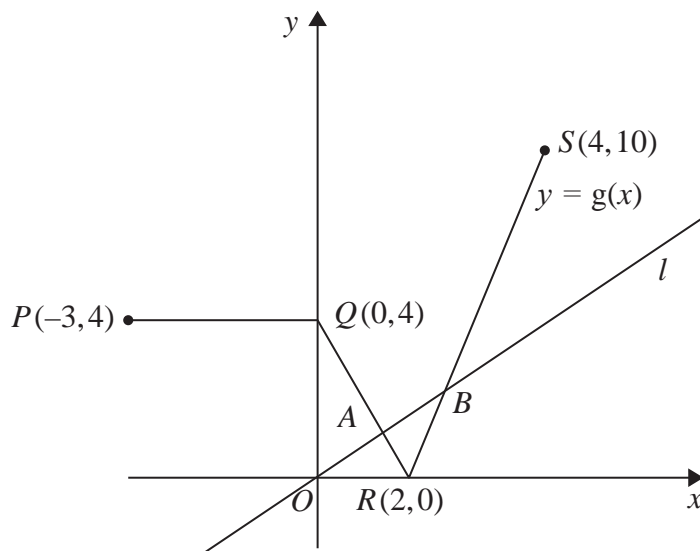


Figure 4

Figure 4 shows a sketch of the graph of $y = g(x)$, $-3 \leq x \leq 4$ and part of the line l with equation $y = \frac{1}{2}x$

The graph of $y = g(x)$ consists of three line segments, from $P(-3, 4)$ to $Q(0, 4)$, from $Q(0, 4)$ to $R(2, 0)$ and from $R(2, 0)$ to $S(4, 10)$.

The line l intersects $y = g(x)$ at the points A and B as shown in Figure 4.

- (a) Use algebra to find the x coordinate of the point A and the x coordinate of the point B .

Show each step of your working and give your answers as exact fractions.

(6)

- (b) Sketch the graph with equation

$$y = \frac{3}{2}g(x), \quad -3 \leq x \leq 4$$

On your sketch show the coordinates of the points to which P , Q , R and S are transformed.

(2)

DO NOT WRITE IN THIS AREA

DO NOT WRITE IN THIS AREA

DO NOT WRITE IN THIS AREA



Leave blank

16.

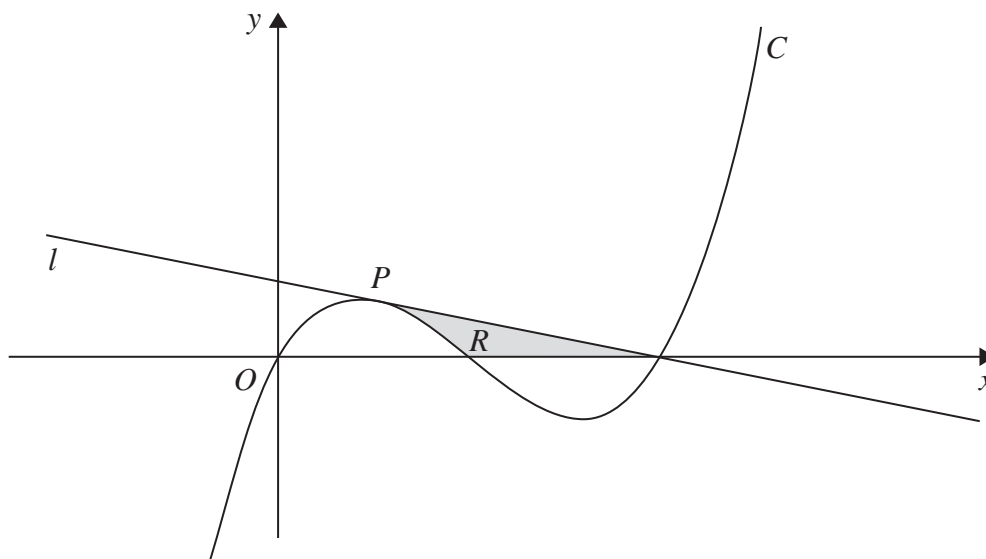


Figure 6

Figure 6 shows a sketch of part of the curve C with equation

$$y = x(x - 1)(x - 2)$$

The point P lies on C and has x coordinate $\frac{1}{2}$

The line l , as shown on Figure 6, is the tangent to C at P .

(a) Find $\frac{dy}{dx}$ (2)

(b) Use part (a) to find an equation for l in the form $ax + by = c$, where a , b and c are integers. (4)

The finite region R , shown shaded in Figure 6, is bounded by the line l , the curve C and the x -axis.

The line l meets the curve again at the point $(2, 0)$

(c) Use integration to find the exact area of the shaded region R . (6)

DO NOT WRITE IN THIS AREA

DO NOT WRITE IN THIS AREA

DO NOT WRITE IN THIS AREA



